

# TENSE



SOCKAB1

## SPECIFICATIONS

Type of protection (EN 60529): IP20 (installed in ceiling)

Compatibility: Berker S.1/B.3/B.7  
 HAGER WYS400 / WYS200  
 Legrand SL CREO  
 Merten System M  
 JUNG A1520WW  
 Gira 55  
 Schneider Electric

Dimensions in mm (w x h):

### Socket Glass & Stone

1F	90 x 90 x 10,5 mm
2F	161 x 90 x 10,5 mm
3F	232 x 90 x 10,5 mm
4F	303 x 90 x 10,5 mm (special production)
5F	374 x 90 x 10,5 mm (special production)

### Socket Metal & Corian

1F	84 x 84 x 12 mm
2F	155 x 84 x 12 mm
3F	226 x 84 x 12 mm
4F	297 x 84 x 12 mm
5F	368 x 84 x 12 mm

### Socket Wood

1F	84 x 84 x 10,5 mm
2F	155 x 84 x 10,5 mm
3F	226 x 84 x 10,5 mm
4F	297 x 84 x 10,5 mm (special production)
5F	368 x 84 x 10,5 mm (special production)

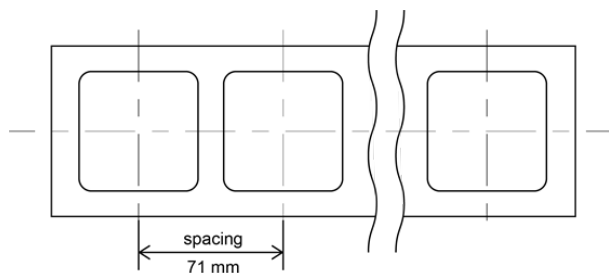
## SOCKET FRAME 12MM

The **Tense Socket Frame** is a no nonsense socket frame available in **all the finishes of the Tense** material range. These frames are compatible with the 55 x 55 mm **British / German / French / Belgian inserts**.

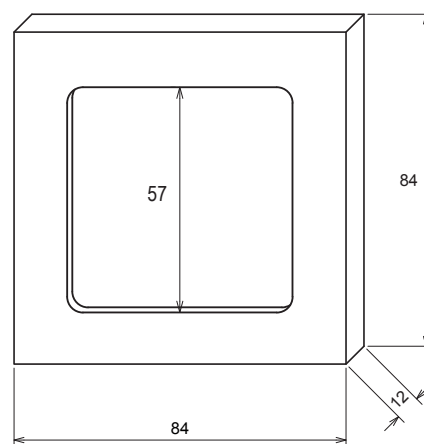
With a thickness of 10-12 mm the Tense Socket Frame is a **sturdy socket solution** which will fit in any interior.

The socket frame can be installed on a regular **single British or European square or round wallbox**. When installing British Standard only single British Standard wall boxes can be used. The multiple fold socket frames have a **center-to-center distance of 71mm**.

The switch is **surface mount**, but **can be 100% made recessed** with the Trimless Wallbox delivered by Xillo®.



Centre-to-centre distance



Detailed drawing

## ACCESSORIES:


The Socket Frame can be completed by using additional accessories.

### TRIMLESS WALLBOX

TRIM\_SOCKETMMCWx\_BC (brick or concrete/metal, corian or wood),  
TRIM\_SOCKETMMCWx\_P (plasterboard/metal, corian or wood),

The Socket Frame is surface mount, but can be **made 100% recessed** with the **Trimless Wallbox** delivered by Xillo®. The fixture is in one piece and completely made out of the **solid patented composite**, so no need for any extra mounting kit. Easily install this wallbox in the wall thanks to the **pre-drilled holes**. The unique layered design and the **handy indicators for laser positioning** make sure that every fixture is **easy to plaster**. In addition, the typical Xillo pattern and large mounting surface ensures that the plaster is always **perfectly fixated**. The Trimless Wallbox is available for all Sockets **1F to 4F (Metal, Corian), 1F to 3F (Stone, Glass)**.

Please note that the standard European round backbox Ø68 is included.



TRIM\_SOCKETMCW2\_P



TRIM\_SOCKETMCW1\_P & SOCKAW1

## FINISHES

1F, 2F, 3F available in all finishes.

4F & 5F available in Metal & Corian.

4F & 5F Wood, Stone & Glass available on request and depending on material properties.

### Aluminium:

Alu (brushed)	SOCKA
Forged Alu	SOCKFA
Alu Black (brushed)	SOCKAB
Forged Alu Black	SOCKFAB
Alu Dark Grey (brushed)	SOCKADG
Forged Alu Dark Grey	SOCKFADG
Alu White (RAL 9016)	SOCKAW
Alu RAL (on request)	SOCKARAL

### Bronze:

Bronze	SOCKB
Forged Bronze	SOCKFB
Bronze Light	SOCKBL
Forged Bronze Light	SOCKFBL

### Metal:

Chrome (polished)	SOCKCH
Stainless Steel (brushed)	SOCKSS
Forged Stainless Steel	SOCKFSS
Forged Steel	SOCKFS
Brushed Gold	SOCKBG
Forged Gold	SOCKFG
Brushed Copper Rose	SOCKBCR
Forged Copper Rose	SOCKFCR

### Corian:

Corian Black	SOCKCB
Corian White	SOCKCW
Corian RAL	SOCKCRAL

### Glass:

Glass Black (RAL 9017)	SOCKGB
Glass Silver (RAL 7001)	SOCKGS
Glass White (RAL 9016)	SOCKGW

### Stone:

Belgian Blue	SOCKSBB
Calacatta Marble	SOCKSCM
Carrara Bianco Marble	SOCKSCBM
Ceppo Di Gres Limestone	SOCKSCDGL
Emperador Grey Marble	SOCKSEGM
Emperador Marron Marble	SOCKSEMM
French White	SOCKSFW
Oak White Marble	SOCKSOWM

### Wood:

Afromosia	SOCKWAF
Ash	SOCKWAS
Oak Cotton White	SOCKWOCW
Oak Dark	SOCKWOD
Oak Pura Natura	SOCKWOPN
Padouk	SOCKWPA
Walnut	SOCKWWA
Wenge	NOC_INTWWWE