

TENSE



SOCK6MMRP1

SPECIFICATIONS

Type of protection (EN 60529): **IP20**

Compatibility: PEHA: Concept 45

Legrand: Mosaic, Arteor, Valena Next

Dimensions in mm (w x h):
 1F 84 x 84 x 6 mm
 2F 155 x 84 x 6 mm


ACCESSORIES:

To ensure a perfect installation of your Socket frame, one **Trimless Spacer** (TRIM_SPACER05) is included with each SOCK6MMR order. Please do not throw away the spacer.

SPACERS

1 x TRIM_SPACER05 (Trimless Spacer 0,5 mm),

To obtain the **perfect end result** there might be some levelling of the products necessary. Use the spacer to **level** the insert with the socket frame. The **spacers** are placed **behind the BCU**.



SPACER 0,5 MM

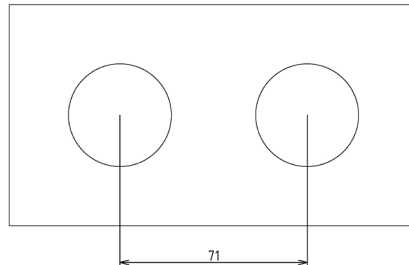
SOCKET FRAME PAINTABLE

The **Socket Frame Paintable** with round opening is Tense's minimalistic approach on Socket Frames; a true **design** solution.

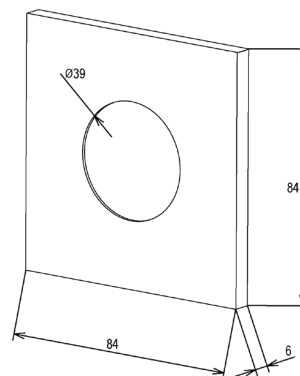
The Socket frame is available for **German / Belgian / Swiss** Standard inserts.

With a thickness of only **6mm**, the Socket Frame Paintable has the same thickness as the **Tense Intensity Paintable switch**. The Socket Frame Paintable is available in a **1F and 2F** version.

The Socket Frame Paintable can be installed on a regular **single British or European square or round wallbox**. The Socket 6MM is best mounted on the round Kaiser boxes. If installed on a different brand wallbox, adaptations to the black plastic bracket needs to be done. Shave the elevated rounded corners of the black bracket until it fits in the wallbox. When installing multiple fold socket frames only **single British wallboxes** can be used or any other wallbox with a **centre-to-centre distance of 71mm**. However, the most minimalistic end result is created when the socket is **installed 100 % recessed** with the **Trimless Wallbox** delivered by Xillo®.



Centre-to-centre distance



Detailed Drawing

ACCESSORIES:


The Socket Frame Paintable with round opening can be completed by using additional accessories.

TRIMLESS WALLBOX

TRIM_SOCKET6MMMCWx_BC (brick or concrete/metal, corian or wood),
TRIM_SOCKET6MMMCWx_P (plasterboard/metal, corian or wood),

The Socket Frame paintable is surface mount, but can be **made 100% recessed** with the **Trimless Wallbox** delivered by Xillo®. The fixture is in one piece and completely made out of the **solid patented composite**, so no need for an extra mounting kit. Easily install this wallbox in the wall thanks to the **pre-drilled holes**. The unique layer design and the **handy indicators for laser positioning** make sure that every fixture is **easy to plaster**. In addition, the typical Xillo pattern and large mounting surface ensure that the plaster is always **perfectly fixated**. The Trimless Wallbox is available for all 6 MM sockets **1F to 4F**.

Please note that the standard European round backbox Ø68 is included.



TRIM_SOCKET6MMMCW2_P



TRIM_SOCKET6MMMCW1_P & SOCKET6MMRP1

DISCLAIMER: PROJECT PROTECTION REQUIRED

The Socket Frame Paintable requires an intensive period of preparation & planning before the installation and during the project, it has therefore been decided that projects with this product are subject to project protection.

“Project Protection” registration can only be granted by filling out the Project Protection Form and returning it stamped and signed with the general plans, electrical plan and BOQ attached. Upon receipt, you will receive the signed approval to offer the integrated solutions to the project. The date and time of submittal are decisive